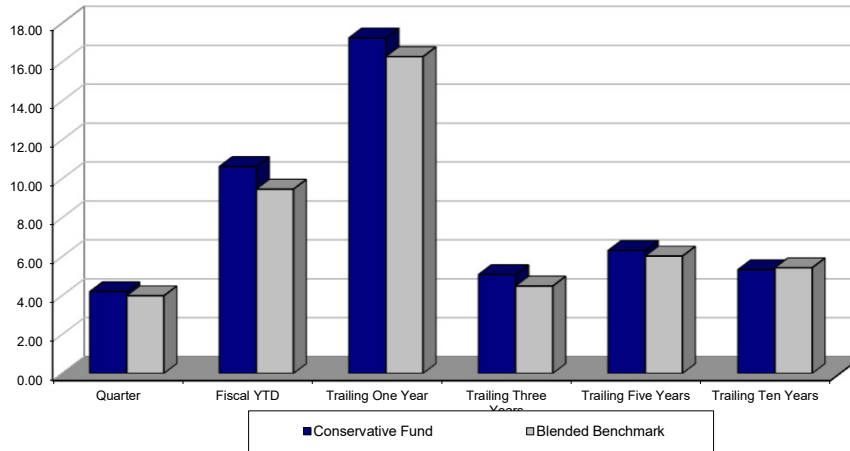


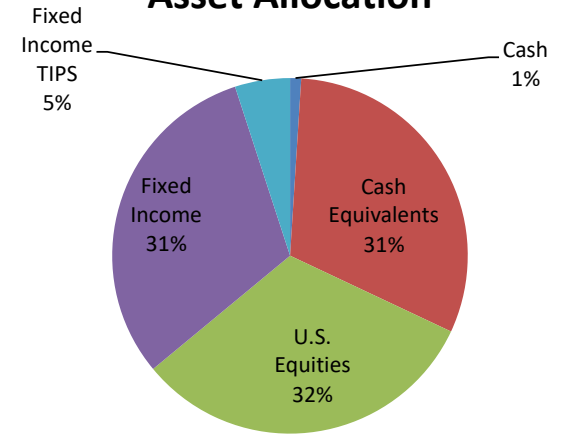
Conservative Fund

As of 9/30/24

Portfolio Performance (%)



Asset Allocation



Investment Returns (%)	Quarter	Fiscal YTD	Trailing One Year	Trailing Three Years	Trailing Five Years	Trailing Ten Years
Conservative Fund	4.20	10.63	17.24	5.08	6.32	5.33
Blended Benchmark	3.99	9.47	16.28	4.49	6.03	5.43
US Equities	5.46	24.68	38.64	13.78	16.95	
S&P 500	5.89	22.08	36.35	11.91	15.98	
Fixed Income	5.46	5.69	13.33	0.21	1.90	
Blmbg:Aggregate	5.20	4.45	11.57	-1.39	0.33	
Fixed Income TIPS	3.43	3.74	7.92	1.13	3.12	
Blended Inflation Index	3.79	4.99	8.94	-0.86	1.58	
Cash & Equivalents	2.44	3.30	4.24	2.82	2.18	
3 Month T-Bill	1.37	4.03	5.46	3.49	2.32	

Returns are net of manager fees and fund expenses.

The Benchmark is a blend of the underlying indexes based upon the fund's asset allocation.

Qrtly Returns for All Funds

Fund	Return (%)
Conservative Fund	4.20
Balanced Fund	5.73
Diversified Fund	5.98
All Equity Fund	6.33

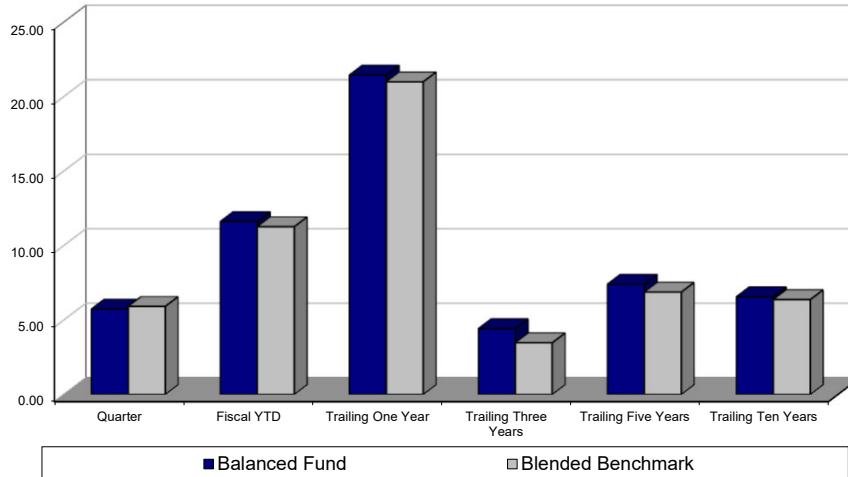
- Development Fund Rate: 4.50% (through Dec 31st)
- Income Only Fund Rate of Return: 5.25% (as of Sep 30th)

The Foundation appreciates being a partner in ministry with you!

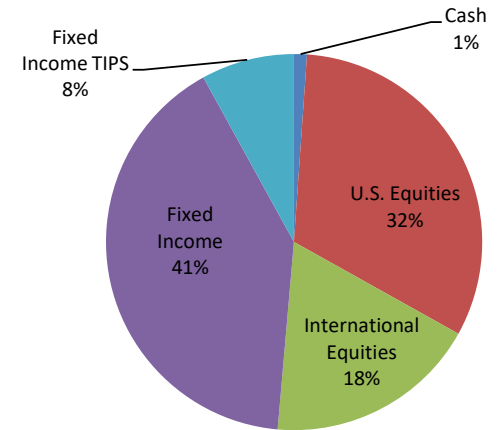
Balanced Fund

As of 9/30/24

Portfolio Performance (%)



Asset Allocation



Investment Returns (%)	Quarter	Fiscal YTD	Trailing One Year	Trailing Three Years	Trailing Five Years	Trailing Ten Years
Balanced Fund	5.73	11.61	21.44	4.42	7.40	6.56
Blended Benchmark	5.91	11.26	20.99	3.47	6.87	6.37
US Equities	5.55	21.07	35.15	11.06	14.99	
Russell:3000 Index	6.23	20.63	35.19	10.29	15.26	
International Equities	7.69	11.77	22.28	3.07	7.96	
Blended International Index	8.18	13.90	25.06	3.74	7.66	
Fixed Income	5.48	5.71	13.55	0.26	1.94	
Blmbg:Aggregate	5.20	4.45	11.57	-1.39	0.33	
Fixed Income TIPS	3.42	3.74	8.05	1.17	3.16	
Blended Inflation Index	3.79	4.99	8.94	-0.86	1.58	
Cash & Equivalents	0.00	0.00	0.00	0.00	0.00	
3 Month T-Bill	1.37	4.03	5.46	3.49	2.32	

Qrtly Returns for All Funds

Fund	Return (%)
Conservative Fund	4.20
Balanced Fund	5.73
Diversified Fund	5.98
All Equity Fund	6.33

- Development Fund Rate: 4.50% (through Dec 31st)
- Income Only Fund Rate of Return: 5.25% (as of Sep 30th)

The Foundation appreciates being a partner in ministry with you!

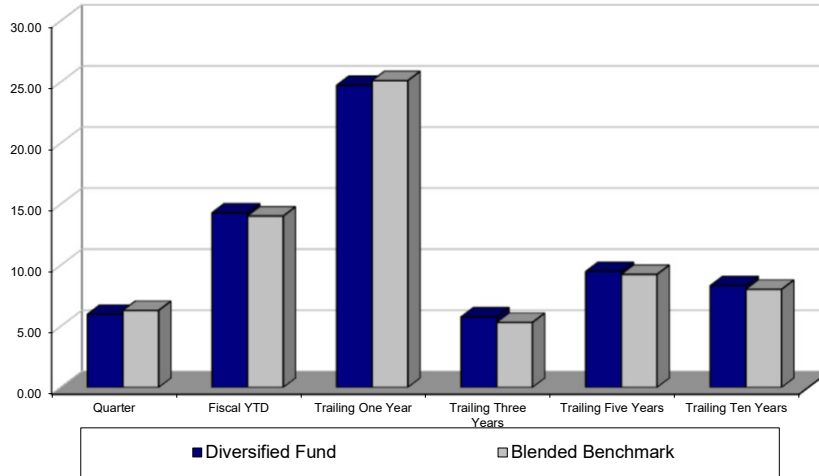
Returns are net of manager fees and fund expenses.

The Benchmark is a blend of the underlying indexes based upon the fund's asset allocation.


Diversified Fund

As of 9/30/24

Portfolio Performance (%)



Asset Allocation



Investment Returns (%)	Quarter	Fiscal YTD	Trailing One Year	Trailing Three Years	Trailing Five Years	Trailing Ten Years
Diversified Fund	5.98	14.29	24.73	5.77	9.49	8.33
Blended Benchmark	6.30	14.03	25.12	5.32	9.25	8.03
US Equities	5.57	21.04	34.39	10.69	14.91	
Russell:3000 Index	6.23	20.63	35.19	10.29	15.26	
International Equities	7.72	11.87	21.83	2.76	7.88	
Blended International Index	8.18	13.90	25.06	3.74	7.66	
Fixed Income	5.46	5.69	13.22	0.18	1.90	
Blmbg:Aggregate	5.20	4.45	11.57	-1.39	0.33	
Fixed Income TIPS	3.43	3.74	7.78	1.10	3.13	
Blended Inflation Index	3.79	4.99	8.94	-0.86	1.58	
Cash & Equivalents	0.00	0.00	0.00	0.00	0.00	
3 Month T-Bill	1.37	4.03	5.46	3.49	2.32	

Returns are net of manager fees and fund expenses.

The Benchmark is a blend of the underlying indexes based upon the fund's asset allocation.

Qrtly Returns for All Funds

Fund	Return (%)
Conservative Fund	4.20
Balanced Fund	5.73
Diversified Fund	5.98
All Equity Fund	6.33

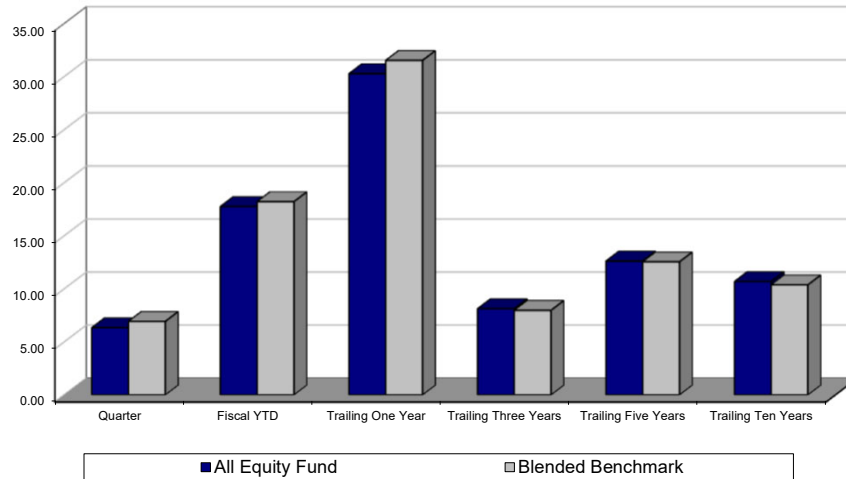
- Development Fund Rate: 4.50% (through Dec 31st)
- Income Only Fund Rate of Return: 5.25% (as of Sep 30th)

The Foundation appreciates being a partner in ministry with you!

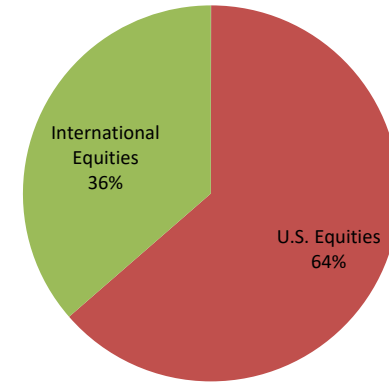
All Equity Fund

As of 9/30/24

Portfolio Performance (%)



Asset Allocation



Investment Returns (%)	Quarter	Fiscal YTD	Trailing One Year	Trailing Three Years	Trailing Five Years	Trailing Ten Years
All Equity Fund	6.33	17.75	30.27	8.12	12.61	10.68
Blended Benchmark	6.93	18.21	31.52	7.97	12.54	10.37
US Equities	5.55	21.15	35.03	10.87	15.03	
Russell:3000 Index	6.23	20.63	35.19	10.29	15.26	
International Equities	7.73	11.92	22.22	3.07	8.03	
Blended International Index	8.18	13.90	25.06	3.74	7.66	
Cash & Equivalents	0.00	0.00	0.00	0.00	0.00	
3 Month T-Bill	1.37	4.03	5.46	3.49	2.32	

Returns are net of manager fees and fund expenses.

The Benchmark is a blend of the underlying indexes based upon the fund's asset allocation.

Qrtly Returns for All Funds

Fund	Return (%)
Conservative Fund	4.20
Balanced Fund	5.73
Diversified Fund	5.98
All Equity Fund	6.33

- Development Fund Rate: 4.50% (through Dec 31st)
- Income Only Fund Rate of Return: 5.25% (as of Sep 30th)

The Foundation appreciates being a partner in ministry with you!