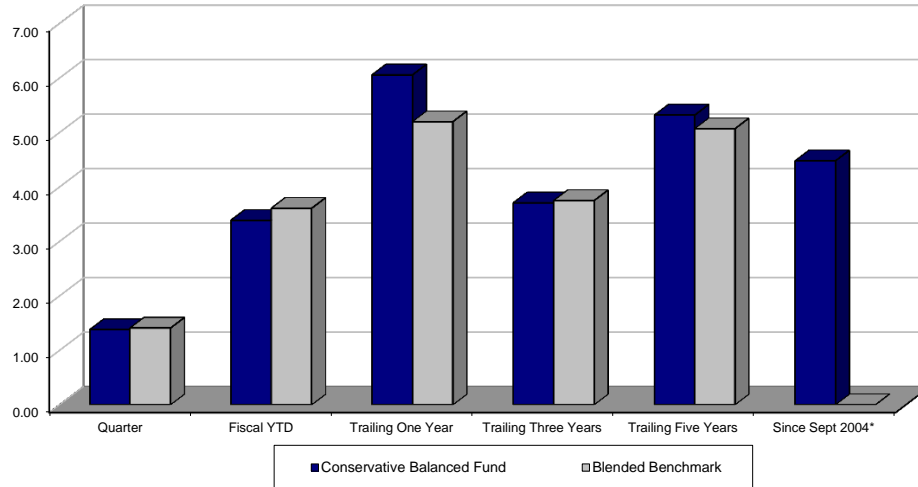


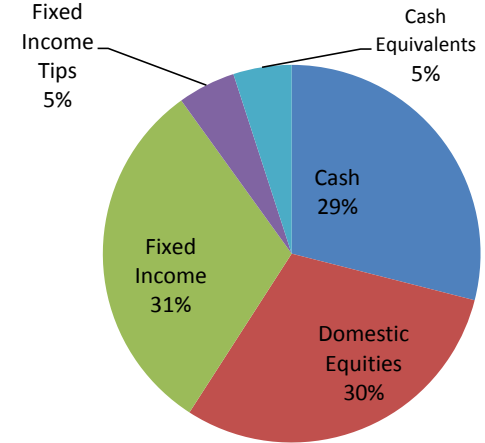
Conservative Fund

As of 6/30/2017

Portfolio Performance (%)



Asset Allocation



Investment Returns (%)	Quarter	Fiscal YTD	Trailing One Year	Trailing Three Years	Trailing Five Years	Since Sept 2004*
Conservative Balanced Fund	1.38	3.39	6.06	3.71	5.32	4.48
Blended Benchmark	1.41	3.61	5.20	3.75	5.07	**
US Equities	2.80	7.76	16.82	10.31	15.18	8.83
S&P 500	3.09	9.34	17.90	9.61	14.63	**
Fixed Income	1.75	3.14	3.10	2.65	3.00	3.76
Blmbg:Aggregate	1.45	2.27	-0.31	2.48	2.21	**
Fixed Income TIPS	-0.47	1.37	1.74	0.18	0.73	3.01
Blmbg:US Tips	-0.40	0.85	-0.63	0.63	0.27	**
Cash & Equivalents	0.38	0.75	1.53	1.53	1.55	1.93
3 Month T-Bill	0.20	0.31	0.49	0.23	0.17	**

Returns are net of manager fees.

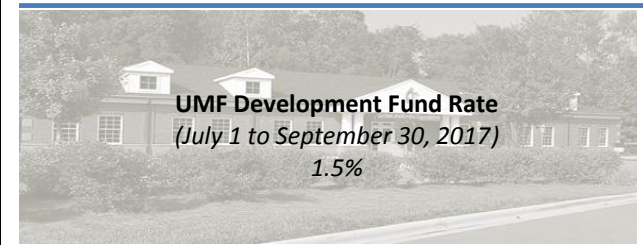
The Benchmark is a blend of the underlying indexes based upon the fund's asset allocation.

* Inception

** Not available as the benchmark changed 3rd quarter 2015

Qrtly Returns for All Funds

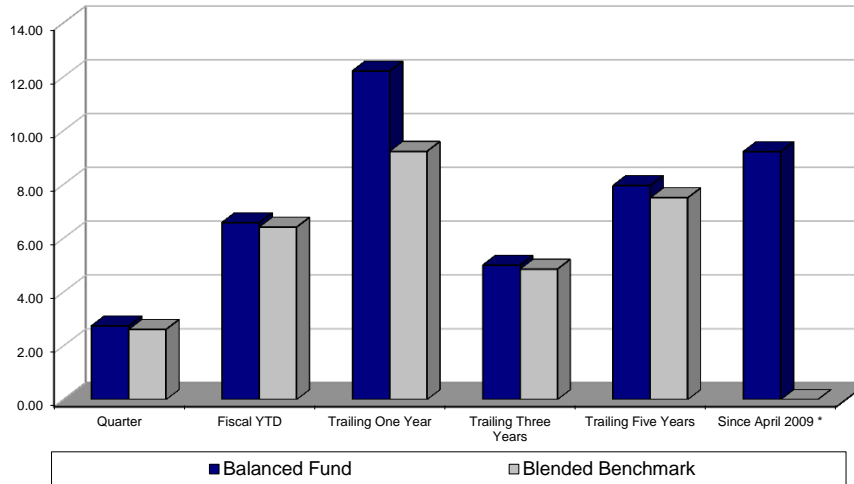
Fund	Return (%)
Conservative Fund	1.38
Balanced Fund	2.74
Diversified Fund	3.37
All Equity Fund	4.01



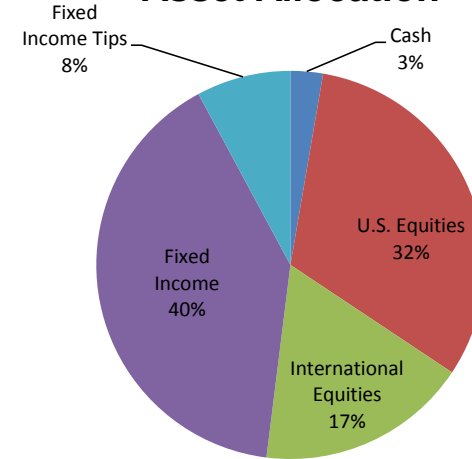
Balanced Fund

As of 06/30/2017

Portfolio Performance (%)



Asset Allocation



Investment Returns (%)	Quarter	Fiscal YTD	Trailing One Year	Trailing Three Years	Trailing Five Years	Since April 2009 *
Balanced Fund	2.74	6.58	12.22	5.00	7.96	9.22
Blended Benchmark	2.61	6.41	9.23	4.85	7.50	**
US Equities	2.90	7.35	19.74	11.18	15.57	15.97
Russell:3000 Index	3.02	8.93	18.51	9.10	14.58	**
International Equities	6.58	16.63	26.93	2.89	10.55	10.50
MSCI:ACWI ex US	5.78	14.10	20.45	0.80	7.22	**
Fixed Income	1.78	3.21	3.26	2.81	3.13	4.95
Blmbg:Aggregate	1.45	2.27	-0.31	2.48	2.21	**
Fixed Income TIPS	-0.45	1.33	1.72	0.22	0.80	5.10
Blmbg:US Tips	-0.40	0.85	-0.63	0.63	0.27	**
Cash & Equivalents	0.00	0.00	0.00	0.00	0.01	0.05
3 Month T-Bill	0.20	0.31	0.49	0.23	0.17	**

Returns are net of manager fees.

The Benchmark is a blend of the underlying indexes based upon the fund's asset allocation.

* Inception

** Not available as the Benchmark changed 3rd quarter 2015

Qrtly Returns for All Funds

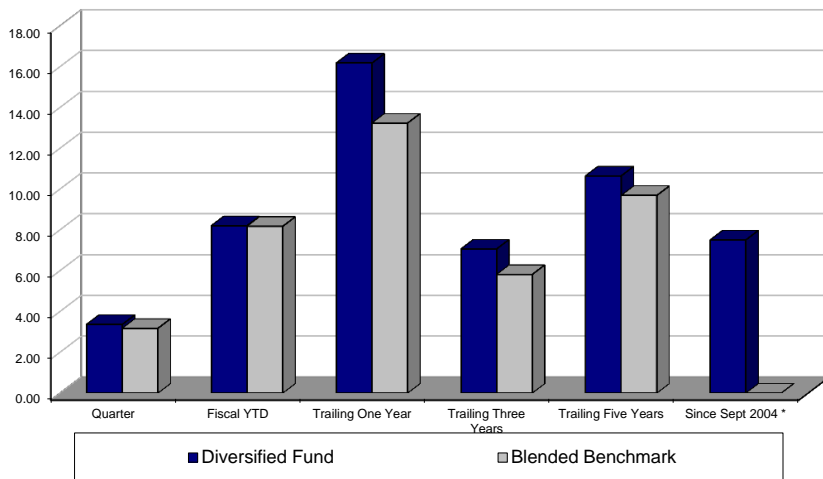
Fund	Return (%)
Conservative Fund	1.38
Balanced Fund	2.74
Diversified Fund	3.37
All Equity Fund	4.01



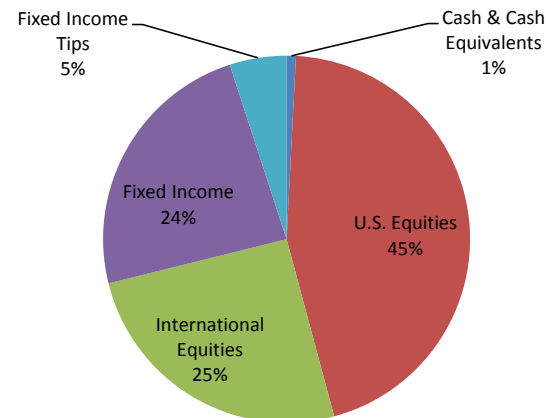
Diversified Fund

As of 06/30/2017

Portfolio Performance (%)



Asset Allocation



Investment Returns (%)	Quarter	Fiscal YTD	Trailing One Year	Trailing Three Years	Trailing Five Years	Since Sept 2004 *
Diversified Fund	3.37	8.21	16.18	7.07	10.65	7.51
Blended Benchmark	3.18	8.18	13.24	5.82	9.69	**
US Equities	2.96	7.40	19.79	10.79	15.21	9.29
Russell:3000 Index	3.02	8.93	18.51	9.10	14.58	**
International Equities	6.59	16.57	26.68	2.26	9.78	7.24
MSCI:ACWI ex US	5.78	14.10	20.45	0.80	7.22	**
Fixed Income	1.74	3.14	3.15	2.74	2.95	3.79
Blmbg:Aggregate	1.45	2.27	-0.31	2.48	2.21	**
Fixed Income TIPS	-0.48	1.32	1.71	0.31	0.84	3.00
Blmbg:US Tips	-0.40	0.85	-0.63	0.63	2.27	**
Cash & Equivalents	0.00	0.00	0.00	0.00	0.00	0.98
3 Month T-Bill	0.20	0.31	0.49	0.23	0.17	**

Qrtly Returns for All Funds

Fund	Return (%)
Conservative Fund	1.38
Balanced Fund	2.74
Diversified Fund	3.37
All Equity Fund	4.01



Returns are net of manager fees.

The Benchmark is a blend of the underlying indexes based upon the fund's asset allocation.

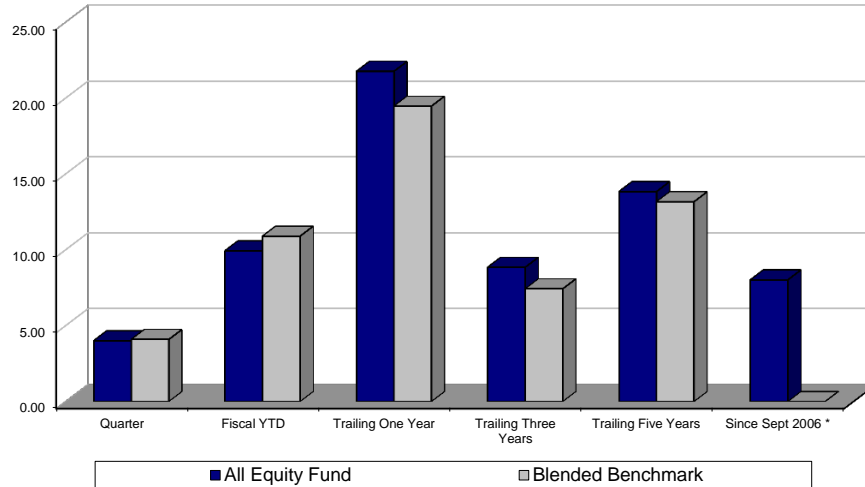
* Inception

** Not available as the Benchmark changed 3rd quarter 2015

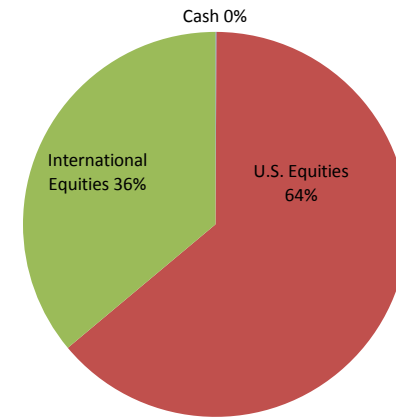
All Equity Fund

As of 06/30/2017

Portfolio Performance (%)



Asset Allocation



Investment Returns (%)	Quarter	Fiscal YTD	Trailing One Year	Trailing Three Years	Trailing Five Years	Since Sept 2006 *
All Equity Fund	4.01	9.94	21.76	8.85	13.84	8.02
Blended Benchmark	4.09	10.90	19.47	7.43	13.17	**
US Equities	3.28	7.78	20.91	11.19	15.46	9.44
Russell:3000 Index	3.02	8.93	18.51	9.10	14.58	**
International Equities	6.42	15.63	25.23	2.40	9.39	4.27
MSCI:ACWI ex US	5.78	14.10	20.45	0.80	7.22	**
Cash & Equivalents	0.00	0.00	0.00	0.00	0.00	0.31
3 Month T-Bill	0.20	0.31	0.49	0.23	0.17	**

Qrtly Returns for All Funds

Fund	Return (%)
Conservative Fund	1.38
Balanced Fund	2.74
Diversified Fund	3.37
All Equity Fund	4.01

Returns are net of manager fees.

The Benchmark is a blend of the underlying indexes based upon the fund's asset allocation.

** Not available as the Benchmark changed 3rd quarter 2015

* Inception

