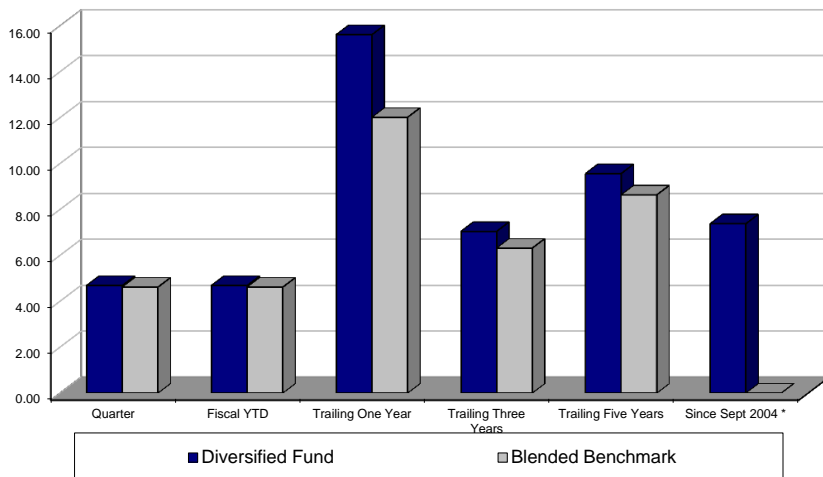


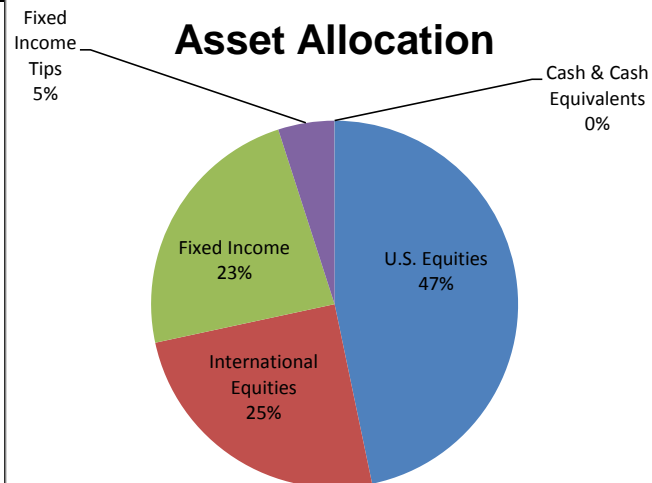
Diversified Fund

As of 03/31/2017

Portfolio Performance (%)



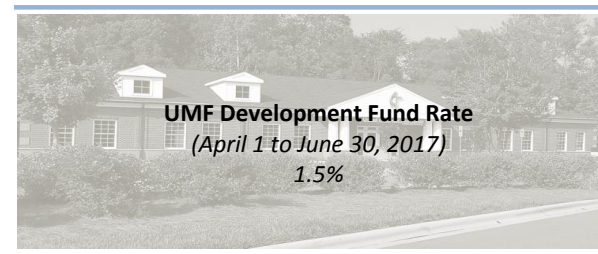
Asset Allocation



Investment Returns (%)	Quarter	Fiscal YTD	Trailing One Year	Trailing Three Years	Trailing Five Years	Since Sept 2004 *
Diversified Fund	4.69	4.69	15.62	7.05	9.57	7.38
Blended Benchmark	4.62	4.62	12.02	6.32	8.64	**
US Equities	4.31	4.31	20.59	11.16	14.12	9.23
Russell:3000 Index	5.74	5.74	18.07	9.76	13.18	**
International Equities	9.37	9.37	17.81	1.23	6.69	6.84
MSCI:ACWI ex US	7.86	7.86	13.13	0.56	4.36	**
Fixed Income	1.37	1.37	4.01	2.82	3.02	3.72
Blmbg:Aggregate	0.82	0.82	0.44	2.68	2.34	**
Fixed Income TIPS	1.81	1.81	5.57	1.56	1.17	3.10
Blmbg:US Tips	1.26	1.26	1.48	2.03	0.97	**
Cash & Equivalents	0.00	0.00	0.00	0.00	0.00	1.00
3 Month T-Bill	0.10	0.10	0.36	0.17	0.14	**

Qrtly Returns for All Funds

Fund	Return (%)
Conservative Fund	1.98
Balanced Fund	3.74
Diversified Fund	4.69
All Equity Fund	5.70



Returns are net of manager fees.

The Benchmark is a blend of the underlying indexes based upon the fund's asset allocation.

* Inception

** Not available as the Benchmark changed 3rd quarter 2015